

Tokyo Stock Exchange

Trading Conditions (Outlook & Initial Figures) August 2009

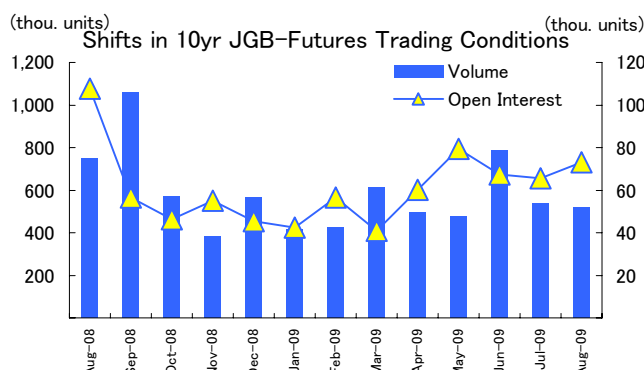
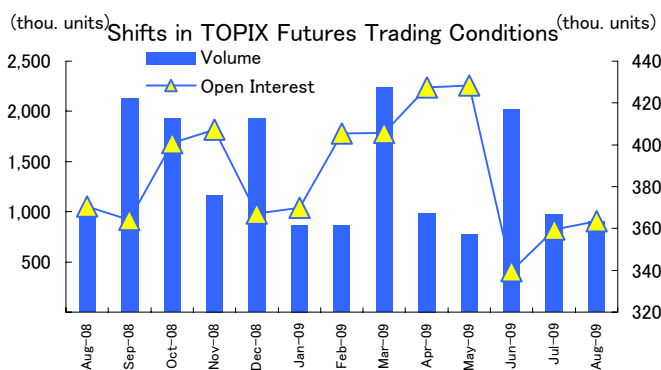
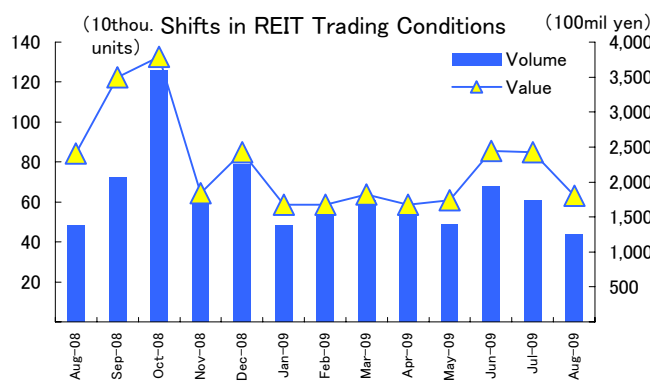
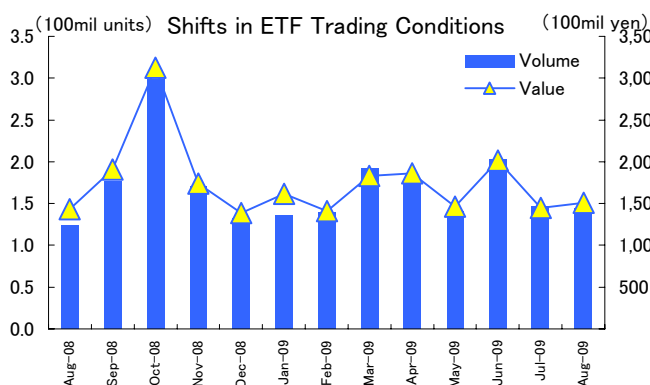
This report contains trading conditions of the Tokyo Stock Exchange for August 2009.

1. Highlights

(1) Equity Market
 [Equities] TOPIX rose continuously from March to June on a monthly-basis, reaching a record high for the year on the 26th. Mothers also reached an annual high on the 13th, recovering to pre-Lehman Shock levels.
 [ETF] On the 24th, Metal Securities ETFs (Gold, Silver, Platinum, Palladium, and Precious Metals Baskets) were listed, bringing the total number of listed-ETFs to 67.

(2) Derivative Market
 [Options on 10yr JGB Futures] Monthly trading volume topped 200,000 units for the fifth consecutive month, recovering to pre-Lehman Shock levels.

2. Shifts in Trading Conditions for Major Products



3. Monthly Trading Data

Equity Market(Including ToSTNeT) (Volume: mil. Shares/mil. units, Value: 100mil yen)

	Trading Volume	Trading Value	Change from Last Month	Change from Month Last Year	Daily Average
Stocks	45,628	323,326	- 10,216	- 102,699	15,396
ETF	144.9	1,510	+ 59	+ 75	72
REIT	0.4	1,805	- 618	- 599	86

(Stocks include Preferred Equity Investment Securities)

Derivative Market(Including ToSTNeT) (Volume/Open Interest: Units)

	Trading Volume	Change from Last Month	Change from Month Last Year	Daily Average	Open Interest at End of Month
Index Futures	972,743	- 87,237	- 239,358	46,321	413,163
(TOPIX Futures)	(903,775)	(-71,669)	(-89,064)	(43,037)	(363,545)
JGB-Futures	515,889	- 21,651	- 232,095	24,566	73,169
(10-year JGB Futures)	(515,889)	(-21,651)	(-232,095)	(24,566)	(73,159)
Index Options	4,809	+ 1,745	+ 4,799	229	12,262
Options on JGB-Futures	241,793	+ 8,816	+ 26,381	11,514	2,783
Individual Options	32,012	- 27,219	+ 28,541	1,524	71,759

(Reference)

ETF Market (Including ToSTNeT) (Volume: thou. units, Value: mil. yen)

Index	Trading Volume	Trading Value	Change from Last	Daily Average
Domestic Stocks	138,443	142,837	+ 7,726	6,802
TOPIX	88,850	85,907	+ 16,112	4,091
Nikkei 225	4,517	47,592	- 5,521	2,266
Other	45,077	9,338	- 2,865	445
REIT	1,819	1,868	+ 203	89
Foreign Stocks	4,384	3,982	- 998	190
Foreign Bonds	2	18	- 8	1
Commodities	280	2,301	- 1,044	110
Total	144,928	151,007	+ 5,878	7,191

(Contact Information)

Tokyo Stock Exchange Group, Inc.
Corporate Communications Department

TEL03-3666-1361