

Tokyo Stock Exchange

Trading Conditions (Outlook & Initial Figures) February 2010

This report contains trading conditions of the Tokyo Stock Exchange for February 2010.

1. Highlights

(1) Equity Market

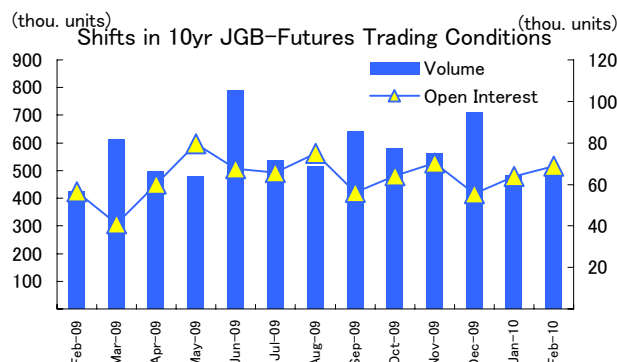
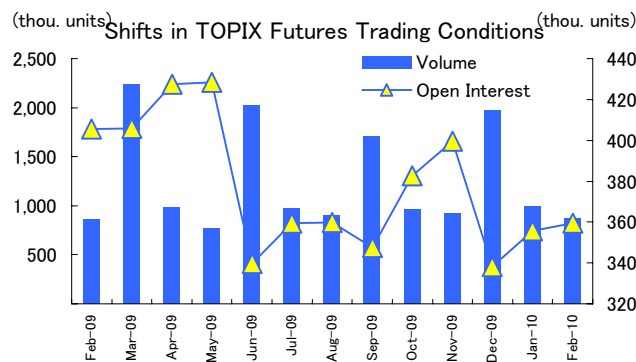
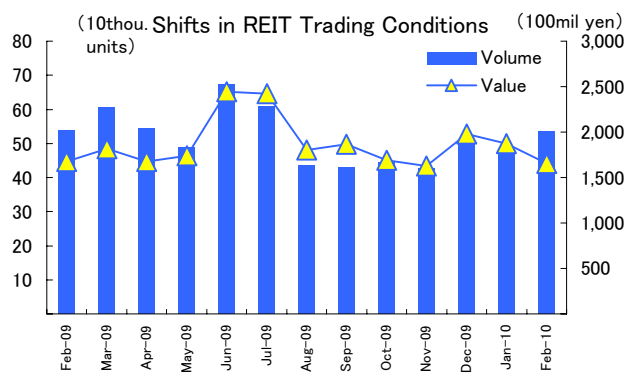
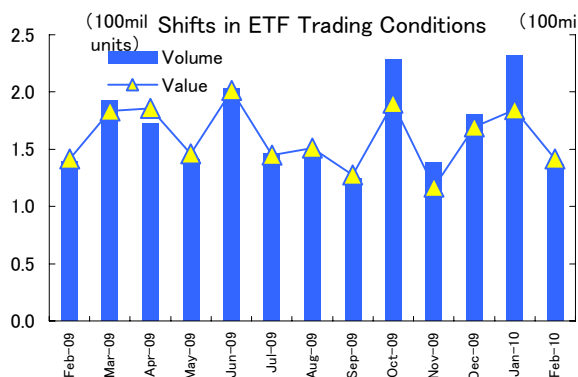
[Equities]
 -Daily average trading value for February fell, largely due to major consecutive holidays in the Chinese markets.

[ETF]
 -Listed Index Fund International Emerging Countries Equity (MSCI Emerging) (Code: 1681) listed on February 24th, bringing the total listed ETFs to 72.

(2) Derivatives Market

[Index Futures]
 -Evening monthly trading volume for TOPIX futures reached 12,351 contracts, surpassing 10,000 contracts for the 4th consecutive month. The monthly trading volume of mini-TOPIX futures reached 94,877 contracts, 5.6 times the same month last year.

2. Shifts in Trading Conditions for Major Products



3. Monthly Trading Data

Equity Market(Including ToSTNeT)

(Volume: mil. Shares/mil. units, Value: 100mil yen)

| | Trading Volume | Trading Value | Change from Last Month | Change from Month Last Year | Daily Average |
|--------|----------------|---------------|------------------------|-----------------------------|---------------|
| Stocks | 38,661 | 271,421 | - 50,230 | + 7,517 | 14,285 |
| ETF | 136.8 | 1,412 | - 434 | - 1 | 74 |
| REIT | 0.5 | 1,654 | - 217 | - 25 | 87 |

(Stocks include Preferred Equity Investment Securities)

Derivative Market(Including ToSTNeT)

(Volume/Open Interest: Units)

| | Trading Volume | Change from Last Month | Change from Month Last Year | Daily Average | Open Interest at End of Month |
|------------------------|----------------|------------------------|-----------------------------|---------------|-------------------------------|
| Index Futures | 964,652 | - 175,123 | + 82,021 | 50,771 | 408,652 |
| (TOPIX Futures) | (868,843) | (-132,358) | (+10,429) | (45,729) | (359,385) |
| JGB-Futures | 493,736 | + 12,612 | + 70,143 | 25,986 | 68,917 |
| (10-year JGB Futures) | (493,736) | (+12,612) | (+70,143) | (25,986) | (68,917) |
| Index Options | 2,617 | - 4,357 | + 2,597 | 138 | 14,029 |
| Options on JGB-Futures | 146,213 | - 10,916 | + 12,775 | 7,695 | 3,837 |
| Individual Options | 20,769 | - 34,935 | + 11,264 | 1,093 | 67,814 |

(Reference)

ETF Market (Including ToSTNeT)

(Volume: thou. units, Value: mil. yen)

| Index | Trading Volume | Trading Value | Change from Last | Daily Average |
|-----------------|----------------|---------------|------------------|---------------|
| Domestic Stocks | 106,485 | 124,629 | - 39,244 | 6,559 |
| TOPIX | 67,881 | 61,779 | - 10,671 | 3,252 |
| Nikkei 225 | 5,501 | 56,869 | - 16,740 | 2,993 |
| Other | 33,104 | 5,981 | - 11,834 | 315 |
| REIT | 849 | 783 | - 45 | 41 |
| Foreign Stocks | 28,569 | 7,297 | - 2,974 | 384 |
| Foreign Bonds | 9 | 439 | - 84 | 23 |
| Commodities | 901 | 8,074 | - 1,024 | 425 |
| Total | 136,814 | 141,222 | - 43,371 | 7,433 |

(Contact Information)

Tokyo Stock Exchange Group, Inc.
Corporate Communications Department

TEL03-3666-1361