

Tokyo Stock Exchange

Trading Conditions (Outlook & Initial Figures) August 2010

This report contains trading conditions of the Tokyo Stock Exchange for August 2010.

1. Highlights

(1) Equity Market

[Equities]
 -With TOPIX reaching a new low for 2010 at the end of the month, average daily trading value for August decreased 5% from the previous month.

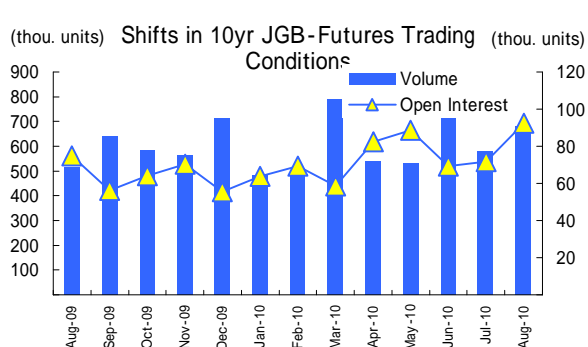
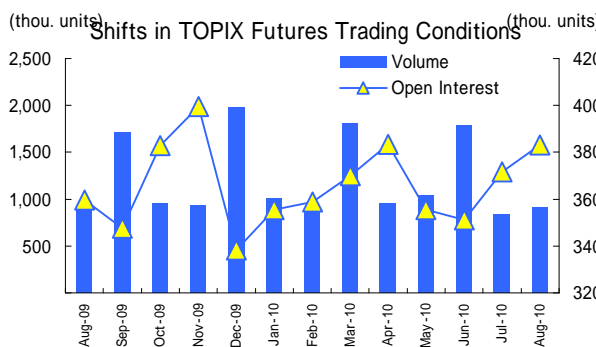
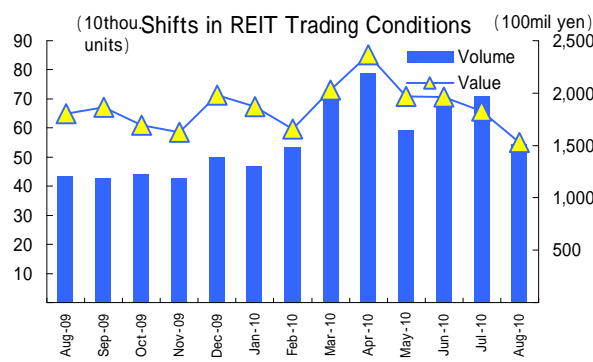
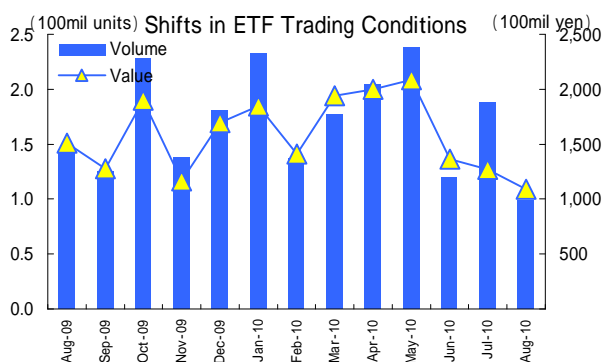
[ETF/REIT]
 -August ETF/REIT trading volume decreased from the previous month. Average daily trading value for ETFs Wheat (Code:1695) expanded to 3 times the previous month on news of Russia's ban on wheat exports.

(2) Derivatives Market

[Index Futures]
 -Mini-TOPIX futures trading volume increased 40% from the previous month to 83,463 units.
 -Monthly trading volume for the TOPIX futures evening session was 20,066 units (daily average: 912 units), surpassing 10,000 units for the tenth consecutive month, 3.4 times the same month last year, and a 33% increase from the previous month.

[JGB Futures]
 -Trading volume reached 51,507 units on the 27th, and 51,236 units on the 30th, setting the 2nd and 3rd highest auction trading volumes, respectively, for the primary contract month.
 -The highest price was recorded since June 2003 on the 25th, reaching JPY 143.14.

2. Shifts in Trading Conditions for Major Products



3. Monthly Trading Data

Equity Market(Including ToSTNeT) (Volume: mil. Shares/mil. units, Value: 100mil yen)

	Trading Volume	Trading Value	Change from Last Month	Change from Month Last Year	Daily Average
Stocks	37,798	262,052	- 4,613	- 61,272	11,911
ETF	98.8	1,087	- 184	- 422	49
REIT	0.5	1,527	- 302	- 277	69

(Stocks include Preferred Equity Investment Securities)

Derivative Market(Including ToSTNeT) (Volume/Open Interest: Units)

	Trading Volume	Change from Last Month	Change from Month Last Year	Daily Average	Open Interest at End of Month
Index Futures	1,049,750	+ 143,244	+ 77,007	47,716	426,867
(TOPIX Futures)	905,830	+ 70,038	+ 2,055	41,174	383,035
JGB-Futures	681,437	+ 101,746	+ 165,548	30,974	92,285
(10-year JGB Futures)	681,437	+ 101,746	+ 165,548	30,974	92,285
Index Options	3,319	- 10,786	- 1,490	151	7,836
Options on JGB-Futures	200,315	+ 51,710	- 41,478	9,105	8,421
Individual Options	62,127	+ 7,968	+ 30,115	2,824	94,278

(Reference)

ETF Market (Including ToSTNeT) (Volume: thou. units, Value: mil. yen)

Index	Trading Volume	Trading Value	Change from Last	Daily Average
Domestic Stocks	83,476	94,990	- 16,377	4,318
TOPIX	44,912	37,378	- 15,918	1,699
Nikkei 225	5,671	52,473	+ 7,231	2,385
Other	32,894	5,139	- 7,690	234
REIT	1,424	1,321	+ 474	60
Foreign Stocks	9,697	3,608	- 32	164
Foreign Bonds	7	288	+ 102	13
Commodities	4,215	8,554	- 2,594	389
Total	98,820	108,762	- 18,426	4,944

(Contact Information)

Tokyo Stock Exchange Group, Inc.
Corporate Communications Department

03-3666-1361